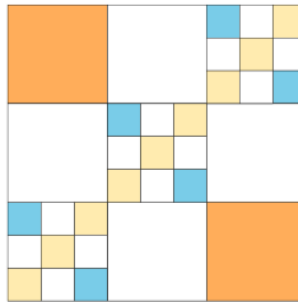




CSQG September 2025 BOM




Nine Patch Chain Block



This month's block is the Nine Patch Chain block. It is a variation on the Irish Chain block. More ways to use those little scraps.

Cutting directions for one 12½ inch unfinished block: (all measurements are in inches)

For one block you will:

- Cut two Color 1—4½ inch squares. 
- Cut six Color 2—1^{7/8} inch squares. 
- Cut nine Color 3—1^{7/8} inch squares. 
- Cut four background—4½ inch squares.
- Cut twelve background—1^{7/8} inch squares.

Make the small nine-patch units:

1. Lay out the 1^{7/8} inch squares according to the block pictured above. Sew in rows of three.
2. Square up to 4½ inches. (Three units made.)

Sew the nine patch:

1. Arrange the units just made along with the 4½ inch squares according to the block pictured above and sew in rows.
2. Press seams so that the units will nest with each other.
3. Block should measure 12½ inches.

Happy Sewing,
Cindy